

How the money is spent:

Summary of gross expenditure, income and staffing



The table is a grid with 4 columns and 10 rows. The first and last rows are solid red bars. The remaining eight rows are grey bars. Vertical red lines separate the columns. At the top of the first and second columns, there are short red diagonal lines pointing upwards and to the right.

[Red bar]			
[Grey bar]	[Grey bar]	[Grey bar]	[Grey bar]
[Grey bar]	[Grey bar]	[Grey bar]	[Grey bar]
[Grey bar]	[Grey bar]	[Grey bar]	[Grey bar]
[Grey bar]	[Grey bar]	[Grey bar]	[Grey bar]
[Grey bar]	[Grey bar]	[Grey bar]	[Grey bar]
[Grey bar]	[Grey bar]	[Grey bar]	[Grey bar]
[Grey bar]	[Grey bar]	[Grey bar]	[Grey bar]
[Red bar]			
[Grey bar]	[Grey bar]	[Grey bar]	[Grey bar]
[Grey bar]	[Grey bar]	[Grey bar]	[Grey bar]
[Red bar]			

Where the money comes from to pay for the 2019-20 Budget



[Redacted text line]

[Redacted text line]

[Redacted text line]

	£	%
WCC		
WCC		

*

Bd	WCC	ASC £ 2016-17	ASC £ 2017-18	ASC £ 2018-19	ASC £ 2019-20	ASC £	WCC ASC (Net ASC)
A							
B							
C							
D							
E							
F							
G							
H							

*

Statement concerning adult social care funding


Environment Agency



Salvage & Clean

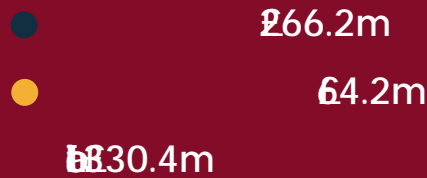
• • •
••••

• • •
••••

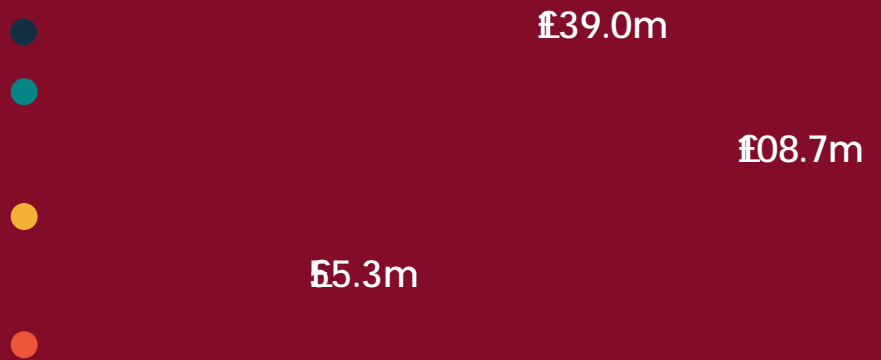


Worcestershire County Council Budget 2019/20


Council income for 2019/2020



2019/2020 expenditure



Capital Investments for regeneration and infrastructure



£m

